

# CATARACT AND DIABETES SURGICAL OPTIONS

By

Kareem A. Rizk

Assistant professor of ophthalmology

RIO

## INTRODUCTION

- Cataract prevalence
- Diabetes prevalence

## CONTROL OF DIABETES BEFORE SURGERY

- HB1C level
- Fasting blood sugar level

## THE PUPIL

- Pupil dilatation
- Rings
- Hooks
- Mechanical
- Medical



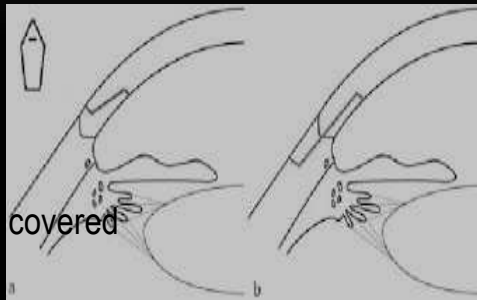
## THE PUPIL

- Rubeosis Iridis
- Laser VS Anti VGF



## THE INCISION

- Corneal
- Conjunctival covered



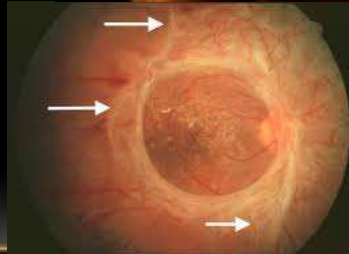
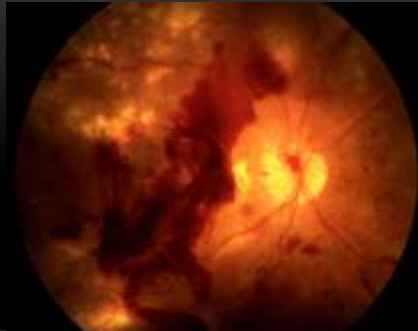
## RETINAL CONDITION

- Non proliferative diabetic retinopathy



## RETINAL CONDITION

- Proliferative diabetic retinopathy
  - I. Without membranes
  - II. With membranes



## RETINAL CONDITION

- Presence of maculopathy



## PRIOR RETINAL SURGERY

- Vitrectomy
- Lens zonules
- Posterior capsule



## TYPE OF SURGERY

phaco



ECCE



## THANK YOU

